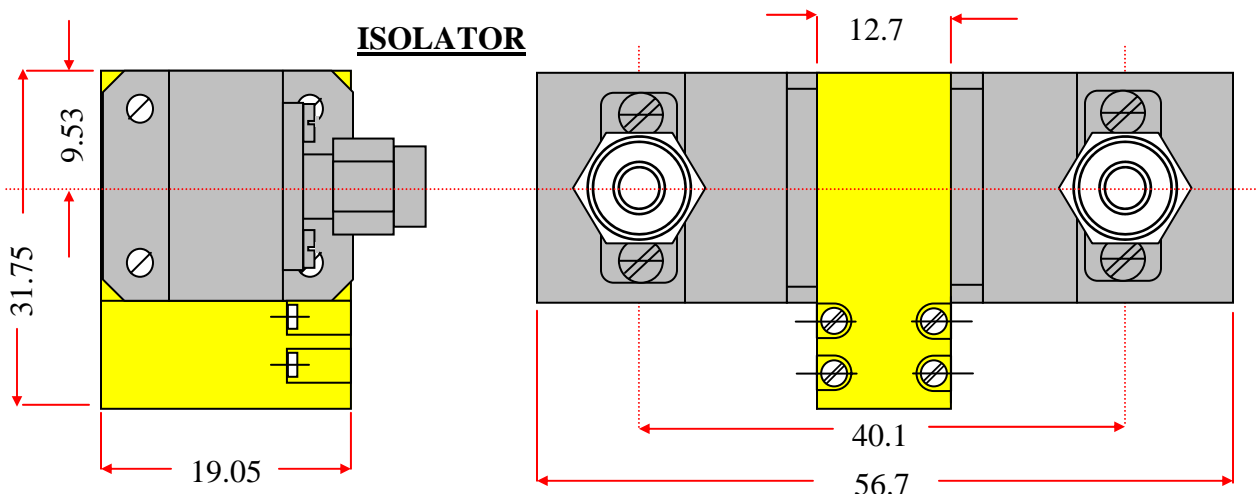
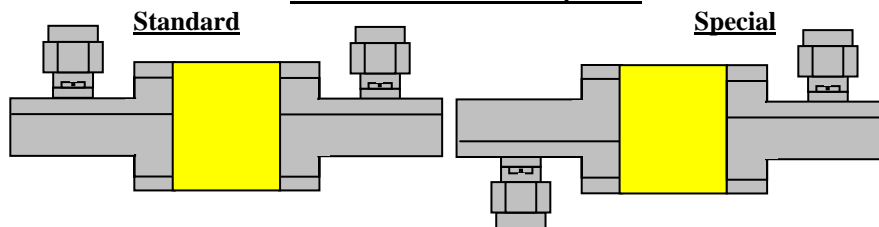


Coaxial Isolator and Circulator, 26.5-40GHz, Full Band K(2.9) or 2.4 Connector, 1 Watt RADI-26.5-40-K3-WG-1WR



Connector Placement Options:



Direction of RF:	
R	Default
L	

Units: mm
Not to scale

Order Examples: RADI-26.5-40-K3-WG-1WR
I=ISOLATOR

K(2.9) & 2.4 Connector options (X)				
Isolator			Circulator	
Port 1	Port 2		Port 3 Male	Port 3 Female
Female	Male	-1	-11	-21
Male	Female	-2	-12	-22
Female	Female	-3	-13	-23
Male	Male	-4	-14	-24

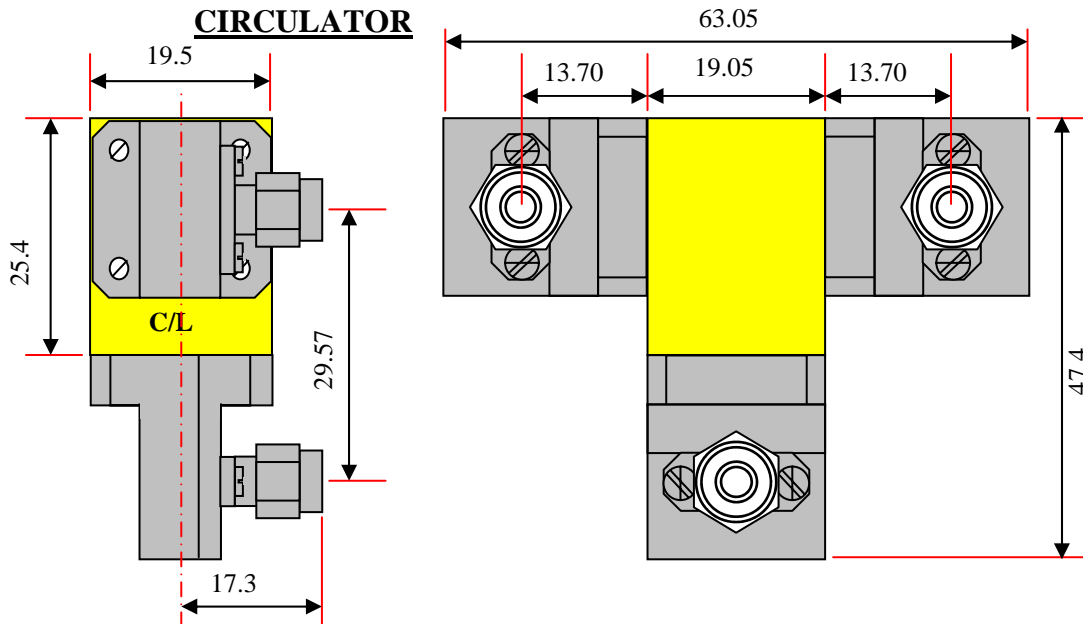
Specifications	Full Band	Units
Frequency	26.5-40.0	GHz
Insertion Loss	1.2	dB
Isolation	17	dB
VSWR	1.55	:1
Power (forward)	1/2	Watts
Power (reverse)	0.5/1	Watts
Operating Temp.	+15 to +35	°C

Coaxial Isolator and Circulator, 26.5-40GHz, Full Band K(2.9) or 2.4 Connector, 1 Watt

Additional Isolator Specifications (Narrow Band)

Specifications: Frequency GHz	Insertion loss dB (max)	Isolation dB (min)	VSWR :1	Power Fwd Watts	Power Rev Watts	Temp °C	Connector
22-23	1.4	15	1.60	1	1	+15 to +35	K
27-34	1.3	17	1.50	1	1	-30 to +65	K
30-35	1.1	18	1.50	1	1	-30 to +65	K
32-36	1.2	50	1.55	1	0.5	-30 to +65	K
32-38	1.2	20	1.55	1	0.5	-30 to +65	K
35.5-40.0	1.1	18	1.50	1	1	-30 to +65	K

Coaxial Isolator and Circulator, 26.5-40GHz, Full Band K(2.9) or 2.4 Connector, 1 Watt RADC-26.5-40-K23-WG-1WR



Direction of RF:	
R	Default
L	

Units: mm
Not to scale

K(2.9) & 2.4 Connector options (X)				
Isolator			Circulator	
Port 1	Port 2		Port 3 Male	Port 3 Female
Female	Male	-1	-11	-21
Male	Female	-2	-12	-22
Female	Female	-3	-13	-23
Male	Male	-4	-14	-24

Order Examples: RADC-26.5-40-K23-WG-1WR
C=CIRCULATOR

Specifications		Units
Frequency	26.5-40.0	GHz
Insertion Loss	1.6	dB
Isolation	16	dB
VSWR	1.6	:1
Power (forward)	1/2	Watts
Power (reverse)	1	Watts
Operating Temp.	+15 to +35	°C