RADITEK INC.

RoHS COMPLIANT

code -b

Circulator, Stripline, Drop-In

136-174MHz, Full or Split Bands, 175 Watts

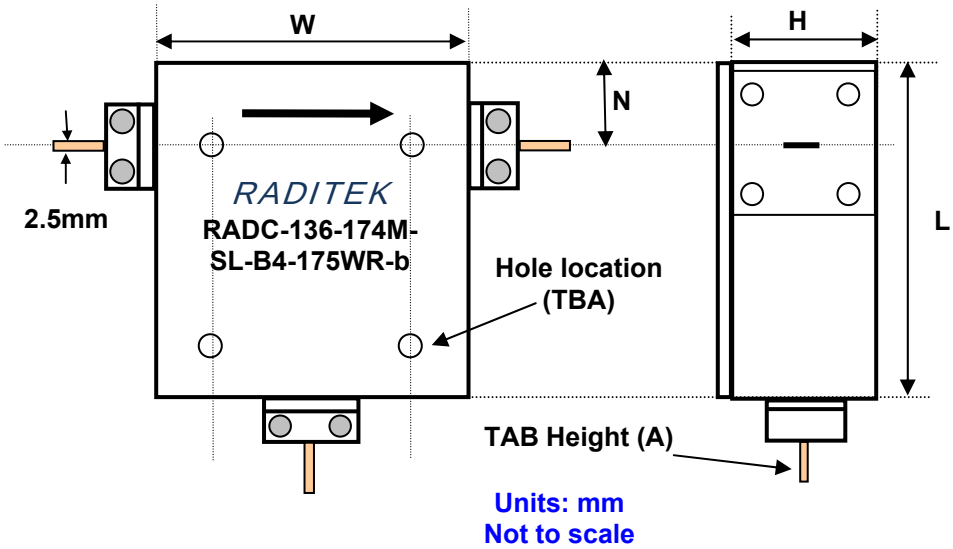

Tolerance Table Metric (inch)
(unless otherwise stated):
Hole diameter +/- 0.1mm, (+/- 0.004")
Dimensions (w*l*h) +/- 0.3 mm, (+/- 0.015")
Dimensions (Stripline Tab, +/- 0.1mm, (+/- 0.04")
Dimensions (hole position) +/- 0.1mm, (+/- 0.04")
Machined surfaces
Flatness 0.025/mm, (0.001/ inch)
Bend radius 0.8mm, (0.031" or 1/32")

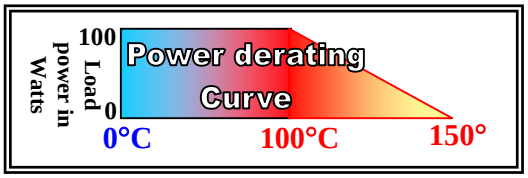

Direction of RF:	
R	Default ►
L	◄

Size#	N	A	W	L	H	
1	12	7	106	119	28	mm
2	12	7	106	106	28	mm

Order Examples: RADC-136-174M-SL-175WR
C=CIRCULATOR

Size#	Frequency MHz	Insertion Loss dBc max	Isolation dB min	Return Loss dB max	Power watts	Temperature °C
1	136-150	0.35	20	20	175	-30 to 80
2	136-150	0.4	20	19.1	175	0 to 60
2	136-150	0.4	20	19.1	100	0 to 60
2	136-174	0.5 0.6	19 18	19 18	175	room -10 to 70
2	150-170	0.4 0.5	20 18	19.1 17.7	175	room -10 to 70
2	150-174	0.5 0.6	18 17	17.7 16.6	175	room -10 to 70

WORLD HQ: 1702L Meridian Ave. Suite 127, San Jose, Ca 95125, U.S.A.
Tel: (408) 266-7404 FAX: (408) 266-4483
WEB: www.raditek.com E-mail: sales@raditek.com

Circulator, Stripline, Drop-In

136-174MHz, Full or Split Bands, 175 Watts

B4 Connector Option

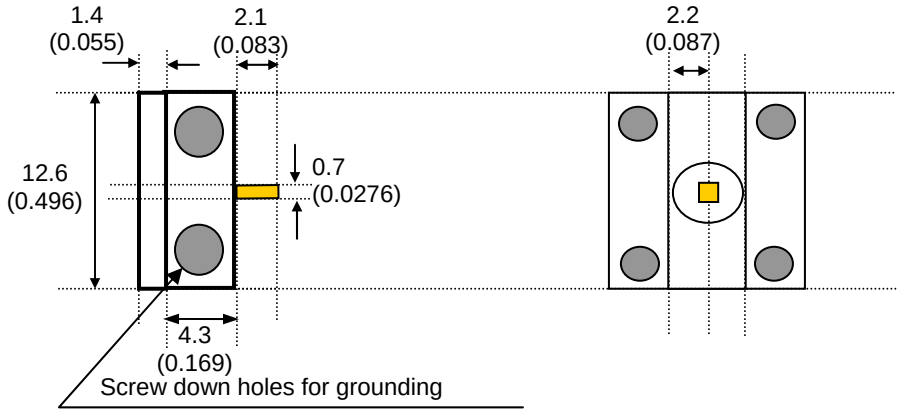



Alternative connector option (B4), so unit can be used as a "drop in."
Note the screw down holes must clamp the grounding surfaces together.

WORLD HQ: 1702L Meridian Ave. Suite 127, San Jose, Ca 95125, U.S.A.
Tel: (408) 266-7404 FAX: (408) 266-4483
WEB: www.raditek.com E-mail: sales@raditek.com